

A close-up photograph of a person's eye. The eye is looking slightly to the right. The iris is a vibrant, multi-colored contact lens with shades of blue, green, and purple. The person is wearing a blue knit beanie with yellow stitching. The background is a soft, out-of-focus mix of warm colors like orange and yellow. The text 'BE YOUR OWN' is overlaid in white, uppercase letters.

BE YOUR OWN

**ORACLE**

Workbook



BE YOUR OWN  
**ORACLE**  
CONTENTS

Intro  
Intentions  
New Deck Spread  
Connecting  
Reading Prep  
Questions  
Clairs  
Symbols  
Colours  
Intuition  
Reading  
Three Card Spreads  
Cosmic Cross Spread  
Troubleshooting  
28 Day Challenge  
What's Next?



# INTRO

Welcome! And congratulations on your decision to get serious about your card slinging, deepening your connection to spirit and your own heart and soul through working with Oracle cards!

Before we start, there's a couple of things you need to know.

1. There is no right or wrong way to read Oracle cards, only the right or wrong way *\*for you\**. So go with what resonates, let anything that doesn't slide away. I'm not here to tell you what to do, I'm here to help you find your own way.

2. The only things you need are an oracle deck (any deck will do!), a pen, a notebook (or this workbook printed out!) and the desire to get more connected, aligned and intuitive!

3. This course is self-study, so you can take as long as you like to work through it. You may like to sit down and work through it all on a Sunday, or maybe dip in and out over a few weeks or even months.

4. What you put in is what you get out. Purchasing this course and printing it out won't make you a better card reader. Showing up to do the work will!

5. This course is all about intuitive practices. We are going to be working with your own intuition, so while you're working with this material it's a good idea to avoid going to the little white books that come with your decks.

## ARE YOU READY?

Yes! I am ready to become my own oracle, to tune in and trust my own inner knowing and to live my best and highest life!

*tick!*





# NEW DECK SPREAD



Card 1: why have you come into my life?

Card 2: what energy do you hold?

Card 3: what type of questions will work best with you?

Card 4: who/what will you help me connect with?

Card 5: how can we bond?

Card 6: how will you help me grow?

Card 7: how will you help me heal?

Card 8: what will you teach me?

Card 9: what else do I need to know about working with you?



# KONNECTING

Before you begin a reading, it's important to know who/what you are connecting with through the cards.

Remember Oracle cards are just a tool. The magic is within you!

Some energies we can connect with through our Oracle cards are:

- 🧠 Your own subconscious/conscious/unconscious mind
  - 🧠 Your intuition/inner knowing
    - 🧠 Your own heart
      - 🧠 Your Higher Self/Soul Self
        - 🧠 Guides and Angels
- 🧠 Specific beings - Ascended Masters, Archangels etc.
  - 🧠 Your Ancestors
    - 🧠 Passed over loved ones
- 🧠 Other light beings - Pleiadians, Sirians, Lemurians etc.
  - 🧠 The Universe
    - 🧠 God

When you work with your Oracle deck, who/what are you asking?

---

---

---

---

---

---

---

---





# QUESTIONS

Practice re-framing these questions to make them more empowering!

Should I do [this thing]?

-----  
-----

How will this turn out?

-----  
-----


How does this person feel about me?


-----  
-----


Will I get this opportunity?


-----  
-----


When in doubt try these empowering questions:


 What do I most need to know about this situation?

 What do I need to know to move into more alignment?

 How can I be of service in the best possible way?

 What do I need to do to live more in alignment with my dreams?

 What is the bigger picture?

 What is my soul learning and how am I growing from this?



# CLAIRS

Take the quiz first and then answer the following:

What do you feel is your strongest clair/s?

-----

What does it feel/sound/look like when you get your guidance this way?

-----  
-----  
-----

What do you feel is your secondary clair/s?

-----  
-----  
-----

What does it feel/sound/look like?

-----  
-----  
-----

What clair would you most like to develop?

-----

How will you do this?

-----  
-----  
-----

Describe a time when you got clear guidance through these clairs:

-----  
-----  
-----  
-----



# SYMBOLS

Your relationship to symbols is personal. Here are some common ones, forget what you've been told and just write down what they mean to you personally.

Snake \_\_\_\_\_

Owl \_\_\_\_\_

Rose \_\_\_\_\_

Anchor \_\_\_\_\_

Pen \_\_\_\_\_

Wings \_\_\_\_\_

Diamond \_\_\_\_\_

Cross \_\_\_\_\_

Butterfly \_\_\_\_\_

Water \_\_\_\_\_

Fire \_\_\_\_\_

Triangle \_\_\_\_\_

Skull \_\_\_\_\_

Dragon \_\_\_\_\_

Horseshoe \_\_\_\_\_



# COLOURS

The different colours in cards will also speak to you. You can find a lot of meaning in colours even if nothing else is coming through.

Forget what you've been told, what do these colours mean to you?

Red \_\_\_\_\_

Blue  
\_\_\_\_\_

Pink \_\_\_\_\_

Orange \_\_\_\_\_

Grey \_\_\_\_\_

Green \_\_\_\_\_

Gold \_\_\_\_\_

Yellow \_\_\_\_\_

Purple \_\_\_\_\_

Black \_\_\_\_\_

Turquoise \_\_\_\_\_

Silver \_\_\_\_\_

White \_\_\_\_\_

Brown \_\_\_\_\_



# INTUITION

On a scale of 1 to 10 how much do you currently trust your intuition? \_\_\_\_\_

What do you think is the biggest block you have to hearing your intuition?

-----  
-----  
-----  
-----

What do you think you need to do to work through this block? (Pull a card to help!)

-----  
-----  
-----  
-----

Do you have any fears about fully opening up?

-----  
-----  
-----  
-----

How can you start to trust your intuition more?

-----  
-----  
-----  
-----


What is one thing that you know you've been guided to do, but you haven't yet done?

-----  
-----  
-----  
-----



# READING

Use this page as a cheat-sheet to connecting with your intuition when reading.



Card pulled + deck used:

-----

First word/thought that comes into your head

-----  
-----

How does this card make you feel?

-----  
-----

What colours/symbols catch your eye? What do they mean to you?

-----  
-----

Are there any guides/angels/masters etc. you feel relate to this card?

-----  
-----

What do you feel is the divinely guided action you're being asked to take?


-----  
-----




# THREE CARD SPREADS




There are many ways to use a simple three card spread. Try these:

 Past, Present, Potential Future

 Release, Embrace, Create

 Current Situation/Energy, Challenge/Block, How to move through it

 Advice, Action, Potential Outcome

 Mind, Body, Spirit

Create some of your own!

---

---

---

---

---


---

---

---



# KOSMIK KROSSE



**Card One:** You are here – your current energy

**Card Two:** Energy around you – what's affecting or influencing you

**Card Three:** What's beneath you – message from your subconscious/what you're not seeing

**Card Four:** What's behind you – what to let go, or to acknowledge

**Card Five:** What's above you – new energy coming in or a message from your guides, angels or higher self

**Card Six:** What's in front of you – next step, potential outcome, action to take



# TROUBLESHOOTING

When things aren't working, try these:

🧠 Know who you are asking.

🧠 Make sure you have prepared your energy before a reading.

🧠 Make sure you are asking clear, empowering questions. Fuzzy questions lead to fuzzy answers.

🧠 Use the cheat-sheet to help you work through what the card means for you.

🧠 If the reading is freaking you out, it's not your guidance, it's your ego and fear stepping in. Take a break, go do something else, re-set your energy and try again later.

🧠 Don't get in a tangle with the little white book, always trust your own intuition above all else!

🧠 Don't keep pulling cards until you "get" it. If the cards aren't speaking to you, step away and come back later.

🧠 Remember we don't always get the answers we want, but we often get the answers we need.

🧠 Practice! The more you practice and work with the cards the stronger your connection will be!

🧠 If you are too emotionally close to the issue you may need to get someone else to read for you. Sometimes our own emotions are so strong we can't think or see straight. This doesn't mean you're not a good reader, in fact, most of the best readers I know get readings from others!

🧠 TRUST. Take action on the guidance you are getting.

🧠 Remember you are more intuitive than you know...



# 28 DAY CHALLENGE

Set the intention to work with your cards every day for the next 28 days for real change and growth in your practice! Use just one deck for this so you can really get to know each other!

Do a one card reading every day, write down the card you pulled so you can identify easily which cards come up often for you and if there are any patterns or consistent messages.

Date \_\_\_\_\_

Card: \_\_\_\_\_

Thoughts and feelings:

-----  
-----  
-----

Date \_\_\_\_\_

Card: \_\_\_\_\_

Thoughts and feelings:

-----  
-----  
-----

Date \_\_\_\_\_

Card: \_\_\_\_\_

Thoughts and feelings:

-----  
-----  
-----



Date \_\_\_\_\_

Card: \_\_\_\_\_

Thoughts and feelings:

-----  
-----  
-----

Date \_\_\_\_\_

Card: \_\_\_\_\_

Thoughts and feelings:

-----  
-----  
-----

Date \_\_\_\_\_

Card: \_\_\_\_\_

Thoughts and feelings:

-----  
-----  
-----

Date \_\_\_\_\_

Card: \_\_\_\_\_

Thoughts and feelings:


-----  
-----  
-----

Date \_\_\_\_\_

Card: \_\_\_\_\_

Thoughts and feelings:

-----  
-----  
-----



# WHAT'S NEXT?

## CONTINUE YOUR JOURNEY WITH WOO WOO SCHOOL!



Woo Woo 101 is a beginner's guide to all things woo including energy work, connecting with your Higher Self, Guides and Angels.

Totally Spiritual is the next step and dives into topics such as developing a spiritual practice, Law of Attraction, Manifestation, Crystals and loads more!

[www.newagehipster.co/school](http://www.newagehipster.co/school)



## JOIN THE CIRCLE FOR ON-GOING SPIRITUAL DEVELOPMENT

The Circle is a monthly membership program that supports your spiritual journey.

Each month we focus on a new topic and you receive: a meditative journey, a workbook full of journal prompts, activities and an exclusive spread, a video lesson and support from me and over 100 gorgeous souls in the Facebook group!

[www.newagehipster.co/the-circle](http://www.newagehipster.co/the-circle)

# ABOUT VIX



Hi! xo

A Priestess for present times, a modern mystic and spiritual teacher in converse sneakers, Vix believes that being connected to our own hearts, souls and spiritual team is our natural state and she's excited to be able to be of service to those who are searching for a way back. Vix is devoted to helping others reconnect to their own light, inner guidance and power so they can live out their best and highest lives. She supports her growing worldwide community through one on one Soul Readings, workshops, the New Age Hipster podcast, blog, YouTube channel, online groups and social media ministry.

Vix is an ex-high school and special ed teacher, she is a YA indie author and enjoys drinking tea, exploring stone circles, eating vegan pizza and watching 80's movies.

Email: [vix@newagehipster.co](mailto:vix@newagehipster.co)

Web: [www.newagehipster.co](http://www.newagehipster.co)